



SACRED HEART CATHOLIC SCHOOL

1411 Lecaron Avenue, Sarnia, ON, N7V 3J1
Ph: (519) 344-1601 Fax: (519) 344-3886

Principal: Mr. Wm. Nelson

Secretaries: Mrs. T. Green; Mrs. J. MacDonald

Director of Education: Mrs. D. Crawford Board Chair: Mr. J. Van Heck
Superintendent: Mrs. L. Demers Trustee: Mrs. M. Parks



Week at a Glance for Families

October 8, 2018

Monday, October 8

- **HAPPY THANGSGIVING!**

Tuesday, October 9

- Sock it to Us Donation Campaign Begins
- Fire Truck visit for Primary classrooms in the PM
- Cross Country practice after school to 3:50pm
- Senior Girls Volleyball practice at lunch hour
- Senior Girls Volleyball HOME game vs. Holy Trinity at 3:15pm

Wednesday, October 10

- Sock it to Us Donation Campaign
- Parent Council Meeting at 6:30pm
- Lego League practice at lunch hour in the library
- Senior Boys Volleyball practice after school to 4:15pm
- Cross Country practice after school to 3:50pm

Thursday, October 11

- Sock it to Us Donation Campaign
- PICTURE DAY – Fall photos
- Senior Boys Volleyball practice at lunch
- Senior Boys Volleyball AWAY game vs. Holy Trinity at 3:15pm

Friday, October 12

- Sock it to Us Donation Campaign
- Cross Country practice after school to 3:50pm

Saturday, October 13

- St-Clair Catholic Elementary CROSS COUNTRY MEET in the morning

Attachments:

- Reading Rockets – Parent Pages - How to Read Nonfiction text




*Mrs. Shortt's Grade 7/8 Class
will begin to collect **new** sock
donations for the Inn of the
Good Shepherd's sock drive.
Donations will be accepted until
October 25th. All classes are*



Have a Great Weekend, Everyone!





Parent tips for raising strong readers and writers

Growing readers!

Brought to you by Reading Rockets, Colorín Colorado and LD OnLine

Literacy in the Sciences: Activity No. 14

How to Read Nonfiction Text

Kids love to read about real people, places, and events. Nonfiction books present real information in engaging and interesting ways. However, most kids read a lot more fiction than nonfiction, so spend some extra time helping your reader learn how to navigate a nonfiction book.

Talk about nonfiction

Begin by explaining that the book you're about to share is nonfiction. That means that the book will give us information that is true. The book will be organized around a specific topic or idea, and we may learn new facts through reading. Some kids even enjoy sorting their home libraries into fiction and nonfiction books. This simple categorization task helps your child understand the difference between fiction and nonfiction.

Look at the parts

Most good nonfiction books will have helpful features that are not a part of most fiction books. These parts include a table of contents, an index, a glossary, photographs and charts with captions, and a list of sources. Share the purpose of the features with your reader.

- **Table of Contents:** Located at the front of a book, the table of contents displays a list of the big ideas within the book and where to find them.
- **Index:** An index is an alphabetical list of almost everything covered within the book, with page numbers. Readers can use the index to look up specific terms or concepts and go right to the specific information they're looking for.
- **Glossary:** Located at the back of the book, a glossary contains key words that are related to the topic and their definitions. These definitions provide more information about new vocabulary words.
- **Captions:** Captions are usually right under photographs, figures, maps, and charts. Captions give a quick summary of what information is presented in the graphic.
- **Photos and Charts:** A lot of information can be found by "reading" the charts and photos found within nonfiction text. Readers will first need to figure out what information is presented. Then they'll need to discover how to navigate the information. Some charts use clear labels, others require more careful examination. Help your reader learn more about the different ways information can be displayed.

Be the reading boss

Nonfiction books do not have to be read from cover to cover. Readers can use the table of contents and index to jump right to the information they are most interested in. In that way, they are the "reading boss" of that book! However, if your reader wants to read from cover to cover, encourage him to use the table of contents to understand how the book is organized. "First we will learn about the different types of frogs. Then we'll learn where they can live, what they eat, and how they survive." Passages from the book can be reread as often as necessary until your child understands what is written. You can refer to pictures, charts and tables over and over again as well.

As natural learners, young readers are drawn to books that give information about something or explain something they've always wondered about. With a little help and guidance about reading nonfiction, you can feel good about introducing your child to a new world of information.

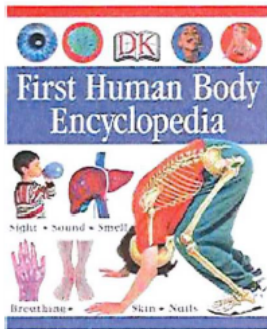
Reading Rockets, Colorín Colorado, and LD OnLine are national education services of WETA, the flagship public broadcasting station in Washington, D.C.



Growing readers!

Literacy in the Sciences: How to Read Nonfiction Text


Recommended children's books



First Human Body Encyclopedia

By DK Publishing (DK First Reference Series)


This beginner's encyclopedia shows what's inside the human body and how things fit and work together — through fascinating facts and close-up photographs. Everything from major body systems to individual cells are explored, using language that is easy for young kids to understand. Here's a great way to help your child learn about and "read" different parts of a nonfiction book: table of contents, captions, maps, photos, illustrations, glossary, and an index. (Age level: 6 and up)



Frogs

By Nic Bishop

Stunning color photographs of frogs as well interesting and quirky facts show how these beautiful, creatures survive in the wild. The photos vividly illustrate the amazing diversity of these creatures, from tiny poison dart frogs to mammoth bullfrogs. A glossary and index are included. You can browse many more beautiful science and nature books by award-winning photographer Bishop here: <http://www.amazon.com/Nic-Bishop>. (Age level: 4 and up)



Wild Animal Atlas: Earth's Astonishing Animals and Where They Live

By National Geographic Kids


In this child-friendly atlas, beautiful animal photos combine with colorful easy-to-read maps to teach young kids about geography through the wild creatures that live in different regions around the world. Thematic spreads present facts about habitats, endangered species, and more. A great example to introduce your child to the many elements of a nonfiction book: table of contents, captions, maps, photos, illustrations, chart & graphs, and an index. See also: *National Geographic Little Kids First Big Book of Animals*. (Age level: 5 and up)



Our Solar System

By Seymour Simon

Go on a fascinating tour of the sun, the eight planets, and their moons, plus asteroids, comets, and meteoroids. This beginner's guide to our solar system is filled with facts, engaging text, diagrams and charts, maps, and remarkable photographs. Find many more excellent science and nature books by Simon here: <http://www.amazon.com/Seymour-Simon/>. (Age level: 6-9)





Growing Readers

[Faint, illegible text visible through the paper, likely from the reverse side.]



